

## Long-Term Performance

### Confidence in our longevity

Built on the industry's longest-lasting battery technology, X4 CRT-D offers a **projected longevity of 8.1 years** backed by a corporate warranty.<sup>4,5</sup>

**6 YEAR  
CRT-D WARRANTY  
(4+2)**

Boston  
Scientific



### Effective pacing for years

The ACUITY X4 family of leads redefines quadripolar pacing by positioning multiple electrodes along a proximally located 3D spiral. When combined with meaningful design elements – industry's smallest lead tip, inner catheter delivery and proven battery technology – the X4 CRT-D system provides the tools needed to efficiently pace at the target location with Boston Scientific's device longevity.

#### Boston Scientific X4<sup>1</sup> models include

AUTOGEN™ X4 CRT-D, DYNAGEN™ X4 CRT-D, INOGEN™ X4 CRT-D  
†Product availability may vary, please contact your local sales representative for additional information

#### 1 Industry smallest lead tip

To date January 2014, Boston Scientific ACUITY™ X4 Specification Sheet DINCRM0817EA MAY2013. St. Jude Medical Quartet™ <http://professional-intl.sjm.com/resources/cardiac-rhythm-management/leads/left-heart-leads/quartet-left-heart-lead>. Medtronic ATTAIN® PERFORMA™ 4298 Technical Manual M948372A001B - 2012-08-09, ATTAIN® PERFORMA™ S 4598 Technical Manual M950705A001B - 2012-08-09, ATTAIN® PERFORMA™ STRAIGHT 4398 Technical Manual M948374A001B - 2012-08-09

#### 2 Size correspondance:

2.6 F = 0.86 mm, 3.8 F = 1.26 mm, 5.2 F = 1.73 mm, 7.0 F = 2.33 mm, 9.0 F = 3.00 mm

#### 3 Minimizing pacing capture thresholds in a non-apical location. / LILAC Acute Human Study Results

A Novel Quad-polar LV Lead Providing Two Zone Pacing, Europace, 2012; 14 (Suppl 1), i57:176P\_26  
Quad-polar lead provides reliable LV mid and basal pacing, Europace, 2012; 14 (Suppl 1), i57:176P\_16

#### 4 Industry-leading longevity / industry's longest-lasting battery technology:

To date January 2014, Longevity Projections as provided in the product labeling for each device: Boston Scientific Physician Technical Manual 359059-019 EN Europe 2013-04, Medtronic Brava XT CRT-D Clinician Manual M946300A001, 2012-04-23. Viva XT CRT-D Clinician Manual M943142A001, 2012-04-23. St. Jude Medical Unify & Fortify Help Manual February 2010, Part 100018501. Unify CRT-D and Fortify ICD Competitive Comparisons Brochure St. Jude Medical. Item # P0152. Bradycardia and Tachycardia Devices, Merlin® Patient Care System Help Manual May 2013. Biotronik Revision: Lumax 740 VR-T DX Technical Manual E (2012-01-26) 381856. Sorin Paradym RF CRT-D model 9750 Implant manual 0559C-en-2011-02

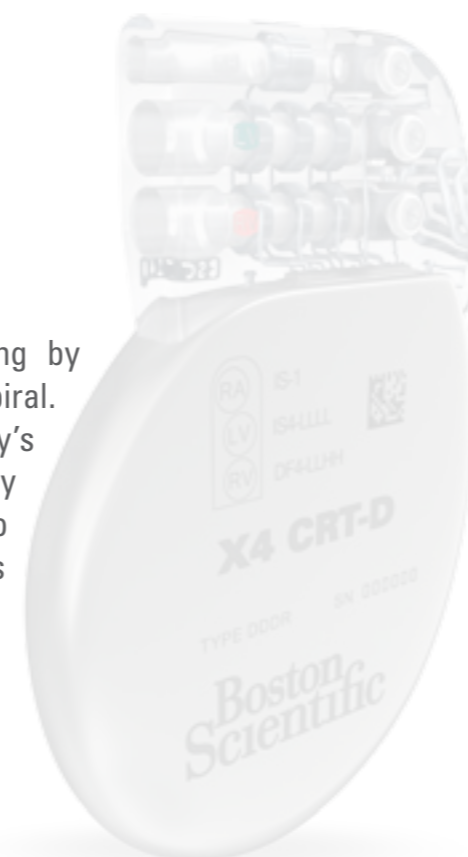
#### 5 Projected longevity of 8.1 years

CRT-D settings: DDDR mode; RV/LV 500 Ω, 70 ppm LRL; 100% biventricular pacing; 15% atrium pacing, 2.5 V RA/RV, 3.0V LV, 0.4 ms pulse width; RA 500 Ω; sensors On; 3 max. energy charge/year, additional 5 charges cycles for final year; 3-channel EGM Onset On; standard use of LATITUDE™ (incl. Daily Device Check On); 3h ZIP™ telemetry at implant time and 40 minutes annually

All cited trademarks are the property of their respective owners. CAUTION: The law restricts these devices to sale by or on the order of a physician. Indications, contraindications, warnings and instructions for use can be found in the product labeling supplied with each device. Information for the use only in countries with applicable health authority product registrations.

Information contained herein is for distribution outside the U.S. only. Illustrations for information purposes – not indicative of actual size or clinical outcome.

CRM-184029-AA SEP 2013 Printed in Germany by medicalvision.



## Effective pacing for years.

Combining proximal pacing options with industry-leading longevity.



# X4

Boston  
Scientific  
Advancing science for life™

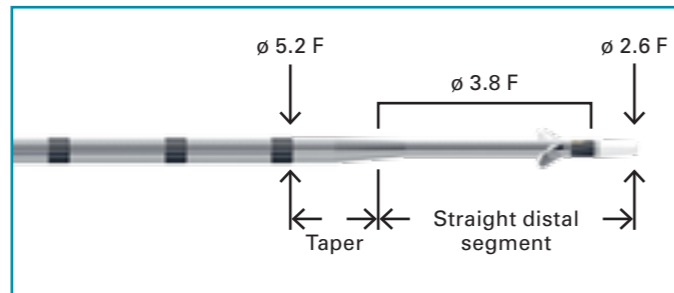
[www.bostonscientific-international.com](http://www.bostonscientific-international.com)

© 2014 Boston Scientific Corporation or its affiliates. All rights reserved. DINCRM0832EA

## Reach Target Vessel


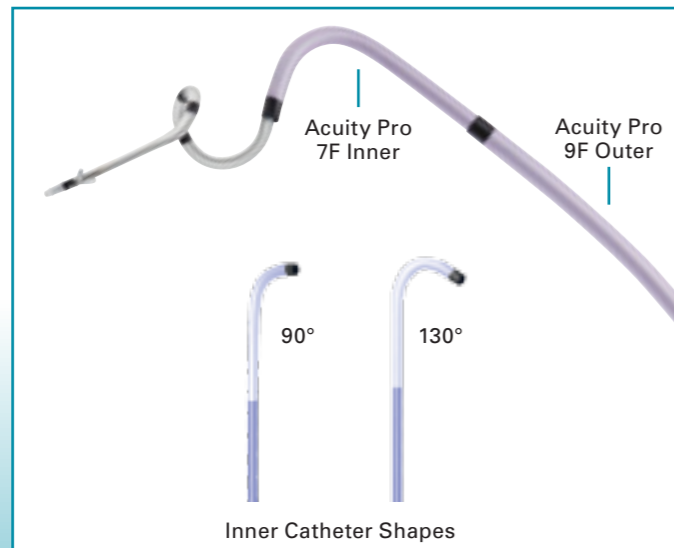
### Industry's smallest lead tip<sup>1</sup>

Tapered 2.6F<sup>2</sup> tip to aid deliverability in small and tortuous branch vessels.



### Inner Catheter delivery

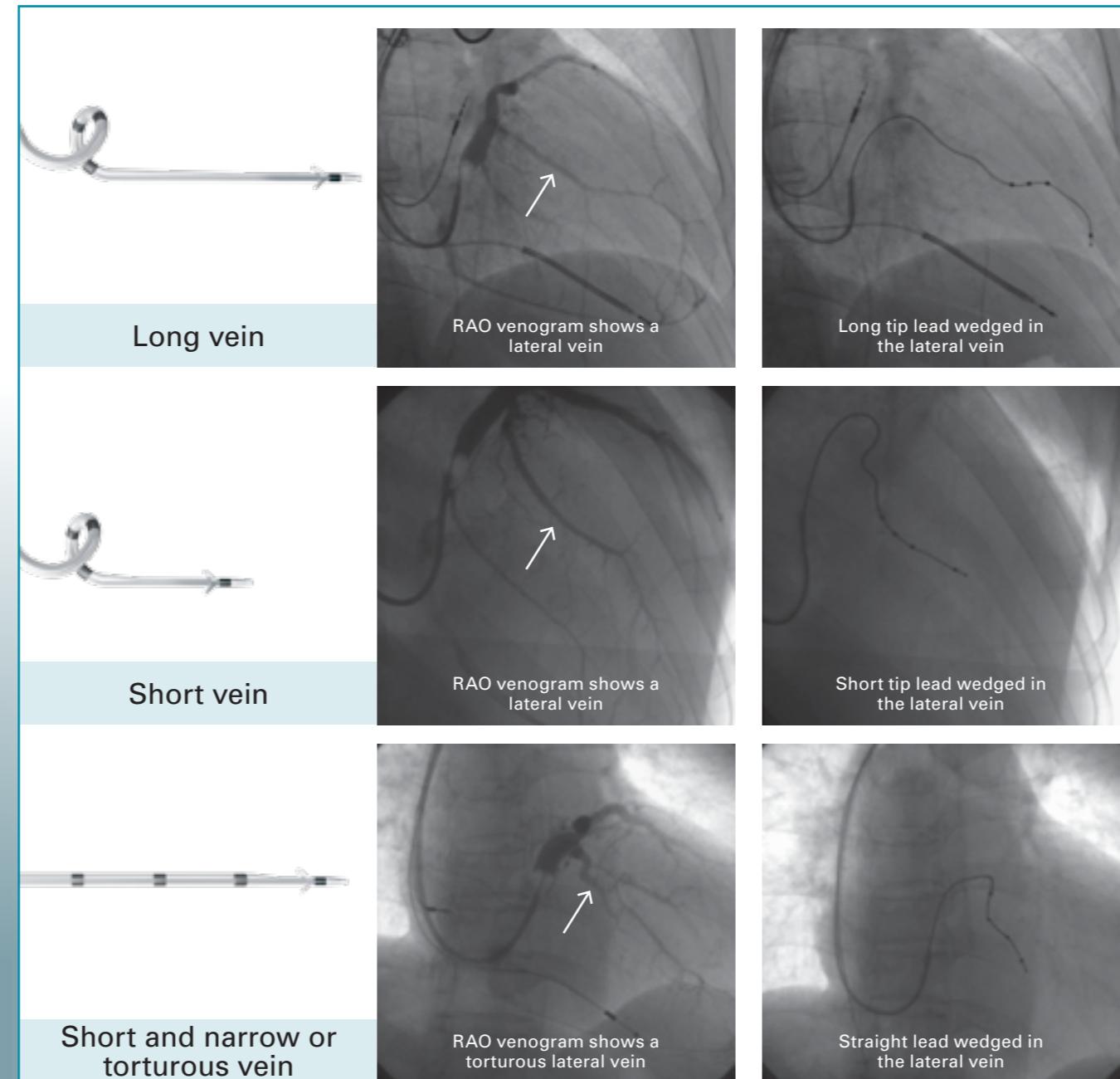
Direct delivery of ACUITY™ X4 lead in the targeted branch through the 7F ACUITY™ PRO inner catheter.



## Effective Pacing Options

### 3 electrode spacing configurations

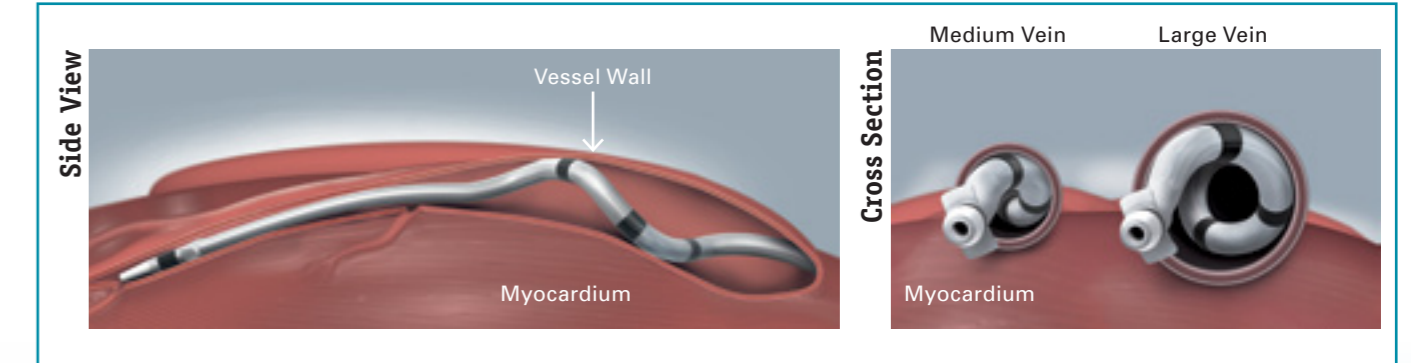
ACUITY X4 family of leads offers 3 distal tip options with different electrode spacing to accommodate individual patient's anatomy and efficiently pace at target location. Combined with Boston Scientific X4 CRT-D devices, **17 pacing vectors** are available to help mitigate phrenic nerve stimulation and high pacing capture thresholds.



Examples of LILAC Acute Human Study patients implanted with Long tip lead and Short tip lead. Example of a straight lead implant for demonstration purposes only – adaptation of LILAC Acute Human Study Patient implanted with a Short tip lead.<sup>3</sup>

### 3D Spiral with Multiple Electrodes

Electrodes positioned on a 3D spiral optimize stability and electrode contact with the myocardium, minimizing pacing capture thresholds in a non-apical location.



### LILAC Acute Human Study Results

The LILAC study demonstrated that single placement of the novel Boston Scientific quadripolar, spiral leads allowed acceptable pacing performance with low pacing thresholds (PT) and phrenic nerve stimulation (PNS) avoidance.<sup>3</sup>

